

Voyager Infinity – Release Notes

Version: 4.110

Release Date: 11th June 2024

What have we released?

- Infinity 4.110 has been released

Release overview

Here’s a snapshot of what we’ve delivered in this release:

- Contact and candidate search results report (permission required)
- iCapture – employment history location field is parsed
- Leads and Temp Planner screen resolution improvements

Feedback please

We are continuously looking to improve Voyager Infinity and are keen to hear your thoughts. Please email suggestions@ikirupeople.com with any feedback on existing functionality or ideas

Enhancements

Enhancement 127118 Contact search list report available from results

The existing contact search ‘List’ reports are now available from contact search ‘Results’.

Result Details						
	Full Name	Company	Location	Priority	Last Contacted	Is Candidate
→ +	James Slade	Internal Company	Main		23-May-2024	<input type="checkbox"/>
+ □	Rob Smith	Internal Company	Main			<input type="checkbox"/>

The toolbar has two report buttons, and the user can send ‘checked’ results, or send ‘all’ results to the report. Send ‘all’ results sends the ‘total results’ as shown on the status bar at the bottom of the grid.

When sending the results, the existing ‘Contact Search Reports’ area is opened showing folders and reports within (if the user has permission to the report folder).

Report Folders	Reports
<ul style="list-style-type: none"> [-] Contact Search Reports <ul style="list-style-type: none"> [+] General 	<ul style="list-style-type: none"> Report Name Contact Search Results / List Contact Search Results / List (Excel)

Note: Permissions to the ‘General’ report folder are off by default for all users except for database manager. Permission can be assigned users / security roles in Administration / Reports / Reports tab.

The existing reports have been renamed to:

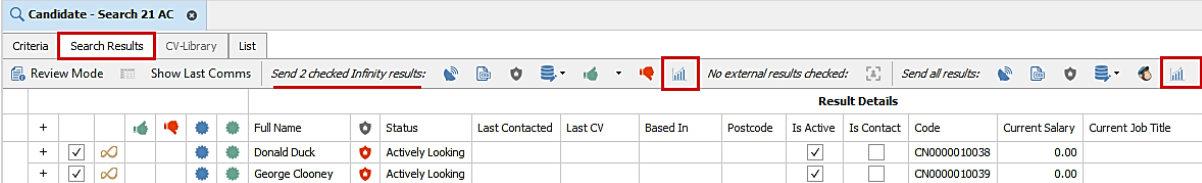
- Contact Search Results / List
- Contact Search Results / List (Excel)

When run, the selected contact search results are output on the report as per existing functionality.

The header on the report will say whether it is a 'Search Results' or 'Search List' report.

Enhancement 127126 Candidate search list report available from results

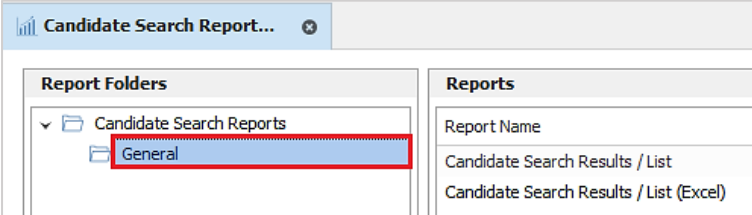
The existing candidate search 'List' reports are now available from candidate search 'Results'.



Candidate - Search 21 AC															
Criteria Search Results CV-Library List															
Review Mode Show Last Comms Send 2 checked Infinity results: No external results checked: Send all results:															
Result Details															
					Full Name	Status	Last Contacted	Last CV	Based In	Postcode	Is Active	Is Contact	Code	Current Salary	Current Job Title
+	<input checked="" type="checkbox"/>	<input type="checkbox"/>	<input type="checkbox"/>	<input type="checkbox"/>	Donald Duck	Actively Looking					<input checked="" type="checkbox"/>	<input type="checkbox"/>	CN0000010038	0.00	
+	<input checked="" type="checkbox"/>	<input type="checkbox"/>	<input type="checkbox"/>	<input type="checkbox"/>	George Clooney	Actively Looking					<input checked="" type="checkbox"/>	<input type="checkbox"/>	CN0000010039	0.00	

The toolbar has two report buttons, and the user can send 'checked' results, or send 'all' results to the report. Send 'all' results sends the 'total results' as shown on the status bar at the bottom of the grid.

When sending the results, the existing 'Candidate Search Reports' area is opened showing folders and reports within (if the user has permission to the report folder).



Candidate Search Report...				
Report Folders	Reports			
<ul style="list-style-type: none"> Candidate Search Reports <ul style="list-style-type: none"> General 	<table border="1"> <thead> <tr> <th>Report Name</th> </tr> </thead> <tbody> <tr> <td>Candidate Search Results / List</td> </tr> <tr> <td>Candidate Search Results / List (Excel)</td> </tr> </tbody> </table>	Report Name	Candidate Search Results / List	Candidate Search Results / List (Excel)
Report Name				
Candidate Search Results / List				
Candidate Search Results / List (Excel)				

Note: Permissions to the 'General' report folder are off by default for all users except database managers. Permission can be assigned to users / security roles in Administration / Reports / Reports tab.

The existing reports have been renamed to:

- Candidate Search Results / List
- Candidate Search Results / List (Excel)

When run, the selected candidate search results are outputted in the report as per existing functionality.

The header on the report will say whether it is a 'Search Results' or 'Search List' report.

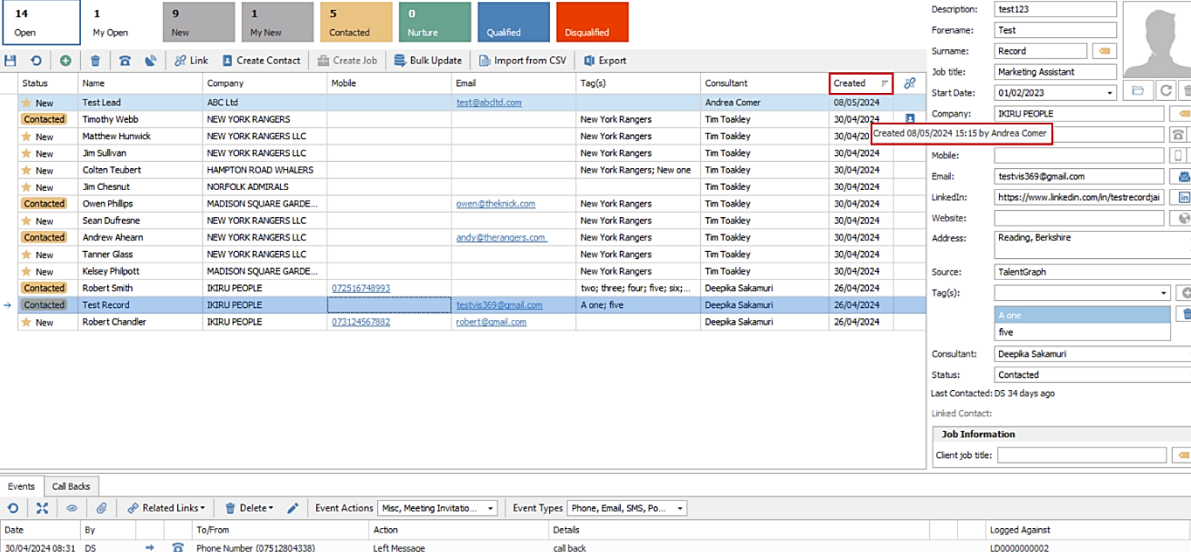
Enhancement 127168 iCapture location of employment history entries parsed

iCapture parses the location of work history entries in CVs and puts the data in the Employment History "Location" field.

iCapture Candidate Details																							
Basic Details																							
Privacy Audit																							
Personal Details																							
Telecoms																							
Social Media Profiles																							
Job Preferences																							
Comments/Summary																							
Sources																							
Attributes																							
Quals & Certs																							
Job Titles																							
Employment History																							
<div style="display: flex; justify-content: space-between; align-items: center;"> + 🗑️ </div> <table border="1"> <thead> <tr> <th>Company...</th> <th>Job Title</th> <th>Location</th> <th>Start...</th> <th>End...</th> <th>Sal...</th> <th>Salary</th> <th>Salary...</th> </tr> </thead> <tbody> <tr> <td>DILLISTONE</td> <td>Cleaner</td> <td>London</td> <td>10/01/...</td> <td></td> <td></td> <td></td> <td>0</td> </tr> </tbody> </table>								Company...	Job Title	Location	Start...	End...	Sal...	Salary	Salary...	DILLISTONE	Cleaner	London	10/01/...				0
Company...	Job Title	Location	Start...	End...	Sal...	Salary	Salary...																
DILLISTONE	Cleaner	London	10/01/...				0																

Enhancement 127171 Leads – see more event rows on lower resolutions

The height of the lead page and grid have been reduced to allow more event rows to be displayed at the bottom of the screen. This is required for some lower resolutions and 125% zoom modes.



The screenshot displays the Voyager CRM interface. At the top, there's a navigation bar with status filters: 14 Open, 1 My Open, 9 New, 1 My New, 5 Contacted, 0 Nurture, 0 Qualified, and 0 Disqualified. Below this is a grid of leads with columns for Name, Company, Email, Consultant, and Created date. The 'Created' column for the selected lead is highlighted in red. To the right of the grid is a detailed view of the selected lead, showing fields for Description, Forename, Surname, Job title, Start Date, Company, Mobile, Email, LinkedIn, Address, Website, Source, Tag(s), Consultant, Status, Last Contacted, and Linked Contact. At the bottom, there's an 'Events' section with a table of recent events.

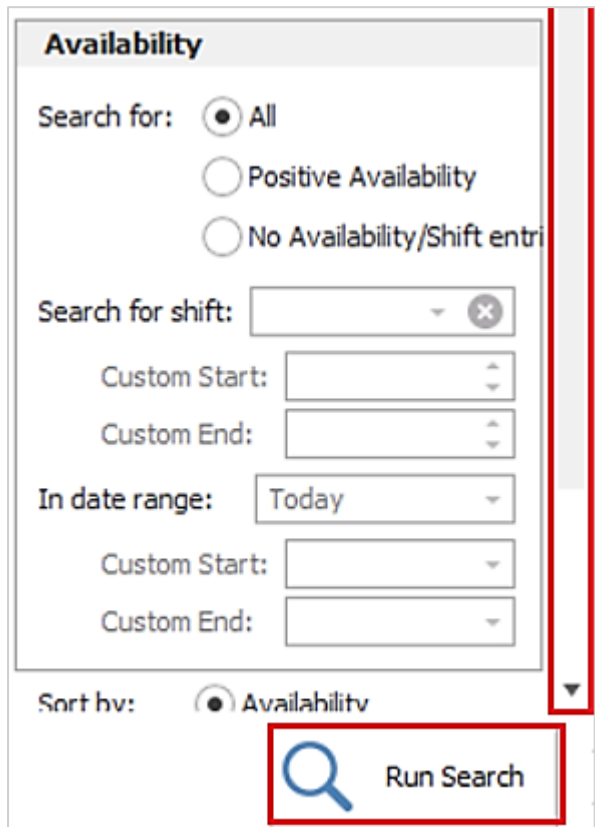
Date	By	To/From	Action	Details	Logged Against
30/04/2024 08:31	DS	Phone Number (07512804338)	Left Message	call back	LD000000002
30/04/2024 08:29	DS	(07512804338)	Misc	LN-CALL	LD000000002

- The 'created date' and 'by' fields have been removed from the lead page.

- The 'created date' field appears on the grid as default and has a tooltip that displays 'created date, time and by'.
- The 'created by' field is available in the column chooser to add to the grid if required.
- The address field has been made half a row smaller.

Enhancement 127170 Temp Planner - "Run Search" button always shown

The 'Run Search' has been fixed at the bottom on the Temp Planner Search Criteria panel, on the Quick tab, and a vertical scroll bar is available. This is required for some lower resolutions and 125% zoom modes.



Enhancement 127179 Temp shortlist jobs screen displays current jobs only

In the Application / Information / Jobs / Temp Shortlist menu, current jobs only are displayed.

Temp Shortlist Jobs											
Code	Job Title	Company	Location	Contact	Age	No. of Shifts	Slst	CS...	Intv	Type	Consultants
→ J00000000...	Accountant	VIX SOFTW...	Basingstoke	Remo Baily	18	36	1	0	1	Temporary	deepika1

'Current' is defined as having an unfilled shift today or in the future.